



Roller and Ball inserts, Mechanical with spring pack max. load 2.4 kN

Application

For installation in individual bore holes in press beds without T-slots.

Description

When preloaded, the rollers or balls project over the bed level by up to 3 mm. When the die is clamped, the balls are pressed into the bar body against the spring force until they are flush with the bed level.

Advantages

- Easy and safe die change
- For installation in beds/tables without T-slots
- Versions without and with flange

Important note

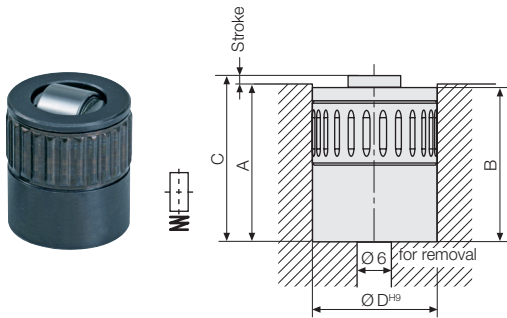
Provide a hole or cut-out for disassembly if a through hole from below is not possible

Operating temperature

The permissible load capacity of the roller/ball inserts is reduced depending on the temperature range:

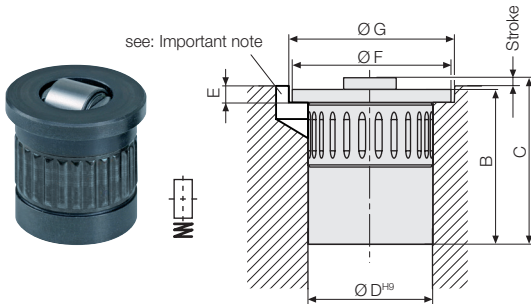
- up to 100 °C: 100 % Load
- >100 – 150 °C: 95 % Load
- >150 – 200 °C: 70 % Load
- >200 – 250 °C: 60 % Load

Roller insert without flange



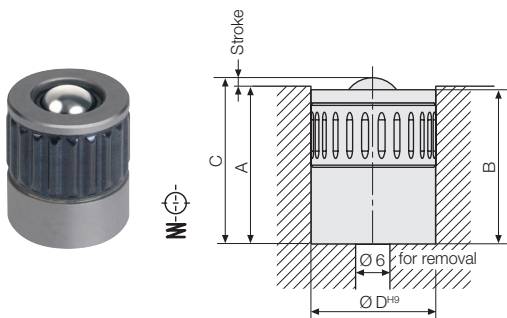
Load	[N]	600	900	1400	2400
Stroke*	[mm]	1.5	2.0	2.0	2.0
A	[mm]	30.0 +0.1	32.0 +0.1	43.5 +0.1	52.5 +0.1
B	[mm]	29.9	31.9	43.4	52.4
C	[mm]	31.5	34.0	45.5	54.5
Ø D	[mm]	20	24	30	40
Version up to 100 °C		8 12100605	8 12100611	8 12100618	8 12100622
Version up to 250 °C		on demand	8 12108020	on demand	on demand

Roller insert with flange



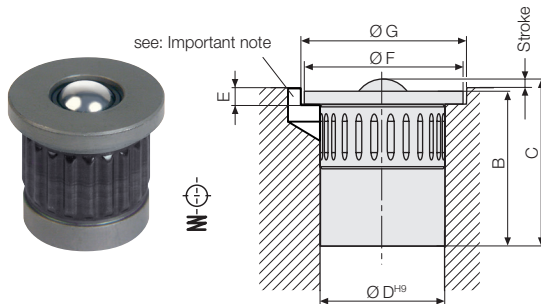
Load	[N]	600	900	1400	2400
Stroke*	[mm]	1.5	2.0	2.0	2.0
B	[mm]	29.9 +0.1	31.9 +0.1	43.4 +0.1	52.4 +0.1
C	[mm]	31.5	34.0	45.5	54.5
Ø D	[mm]	20	24	30	40
E	[mm]	3.5 +0.1	3.5 +0.1	4.5 +0.1	5.5 +0.1
Ø F	[mm]	24.5	29.5	34.5	47.5
Ø G	[mm]	25 +0.2	30 +0.2	35 +0.2	48 +0.2
Version up to 100 °C		8 12100606	8 12100612	8 12100619	8 12100623
Version up to 250 °C		on demand	8 12108005	on demand	on demand

Ball insert without flange



Load	[N]	200	400	600	1000
Stroke*	[mm]	1.5	1.5	2.0	3.0
A	[mm]	24.0 +0.1	28.5 +0.1	34.0 +0.1	45.0 +0.1
B	[mm]	23.6	28.5	34.0	44.8
C	[mm]	25.5	30.0	36.0	48.0
Ø D	[mm]	20	24	30	40
Version up to 100 °C		8 12100005	8 12100011	8 12100018	8 12100022
Version up to 250 °C		on demand	8 12108022	8 12108038	8 12108034

Ball insert with flange



Load	[N]	200	400	600	1000
Stroke*	[mm]	1.5	1.5	2.0	2.0
B	[mm]	23.5	28.5	34.0	44.0
C	[mm]	25.2	30.2	36.0	46.0
Ø D	[mm]	20	24	30	40
E	[mm]	3.5 +0.1	4.0 +0.1	4.5 +0.1	5.6 +0.1
Ø F	[mm]	24.5	29.5	34.5	47.5
Ø G	[mm]	25 +0.2	30 +0.2	35 +0.2	48 +0.2
Version up to 100 °C		8 12100006	8 12100012	8 12100019	8 12100023
Version up to 250 °C		on demand	8 12108030	8 12108031	8 12108013

* Special stroke on request