

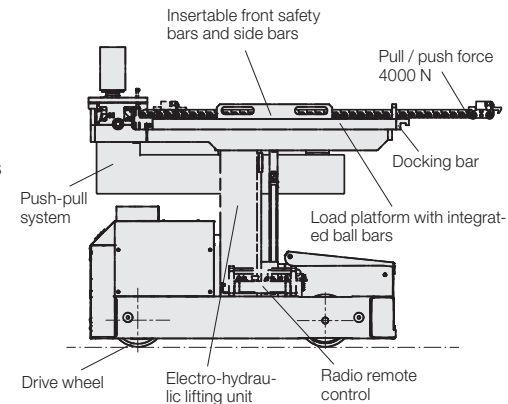


## Die Changing Cart RWT with Electric Drive with electro-hydraulic lifting platform, push-pull system, die changing table and hydraulic ball bars, max. load capacity 4,000 kg



### Advantages

- Safe, non-destructive die transport of heavy dies
- Time-saving die change
- Integrated die changing table with hydraulic ball bars and push-pull system
- High degree of safety thanks to docking rails and lowerable ball bars
- Prevention of falling die thanks to inserted and secured front and side bars
- Easy operation with radio remote control with lap belt
- Tight turning radius
- Robust vehicle technology
- Modular design with standard drive



### Application

The die changing cart RWT is used for the transport and the change of pressing and punching dies as well as injection and casting moulds up to a weight of 4,000 kg.

### Description

The die changing cart RWT is an electrically driven walking and lifting cart, specifically equipped for the safe transport and change of dies.

The electro-hydraulic lifting platform is designed to function as a die changing table with integrated hydraulic ball bars and a push-pull system, which facilitate the automatic insertion of the dies onto the press table.

The ball bars are lowered during transport to ensure that the load rests stably and securely on the platform. The safety circuit ensures that movement is only possible when the ball bars are lowered.

Insertable front safety bars and side bars prevent the dies from falling to the side or front during transport.

For transfer of the die to the press, the lifting platform is equipped with a docking bar.

### Versions

The die changing cart RWT is available in different table sizes.

### Power supply

Power is supplied to the electric drive, the lifting platform and the ball bars via an installed, maintenance-free 24 V DC gel battery with 160 Ah. This battery can be completely charged with the battery charger included in the delivery within 12 hours.

### Push-pull system

The push-pull system enables dies to be changed safely so that an employee does not have to be in the immediate vicinity of the machine or in the danger zone. The integrated push-pull system allows the user to automatically extend and retract the die at the push of a button. The dies are moved through the push-pull system at 33 mm/s. Moving at creep speed enables precise positioning of the dies in the press table.

### Operation

The die changing cart RWT is operated entirely from the radio remote control with lap belt.



- Joystick for continuous and sensitive driving (speed control)
- Steering via joystick
- Joystick for sensitive lifting and lowering of the lifting platform
- Mushroom push-button for lifting/lowering balls
- Joystick for pulling up and pushing down the dies
- Signal horn and key switch
- Main current safety switch (EMERGENCY STOP)

### Optional

- Toggle switch for reduced speed 2.0 km/h

### Multi-functional display

for display of

- Battery status and operating hours
- Maintenance intervals and error messages

### Accessories

see page 3

## Technical data • Dimensions

Max. die weight Fg	[kg]	4000
Platform size, useable W × D *	[mm]	1260 × 1060
Lifting range 1		1085–1600
Lifting range 2	[mm]	995–1420
Stroke of the ball bars	[mm]	2
Max. lifting force / bar	[kN]	16.5
Load capacity at the load centre of gravity 575 mm	[kg]	4000
Ball spacing *	[mm]	70
Max. driving speed	[km/h]	4.0
Running performance at full load	[h]	1.5
Empty weight	[kg]	1,550
<b>Part no. Lifting range 1</b>		<b>889134500</b>
<b>Part no. Lifting range 2</b>		<b>889134501</b>

### Delivery:

- Changing cart with built-in battery
- Battery charger
- Battery filling system Aquamatic  
Filling station with electric pump for fast filling of the batteries with water.
- Lifting platform with 8 installed ball bars
- Radio remote control
- Insertable side and front bars

### Versions as per customer's request

- Roller bars instead of ball bars
- Individual ball or roller distance
- Individual dimensions of lifting platform

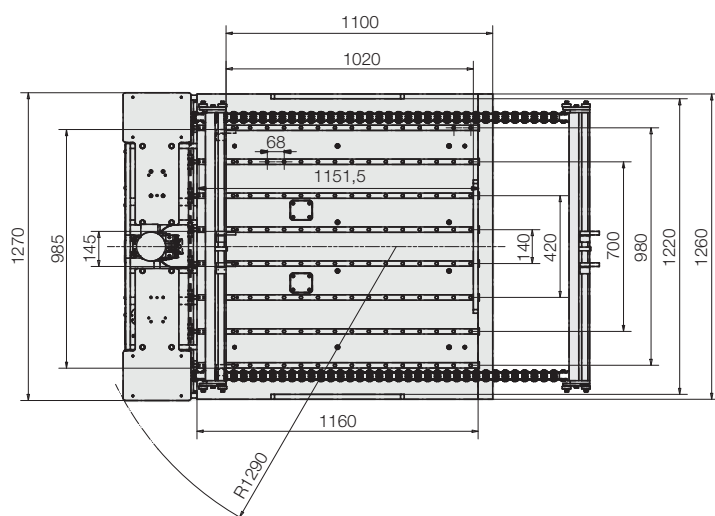
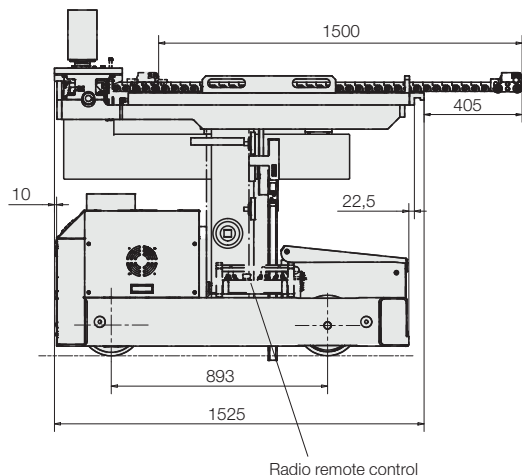
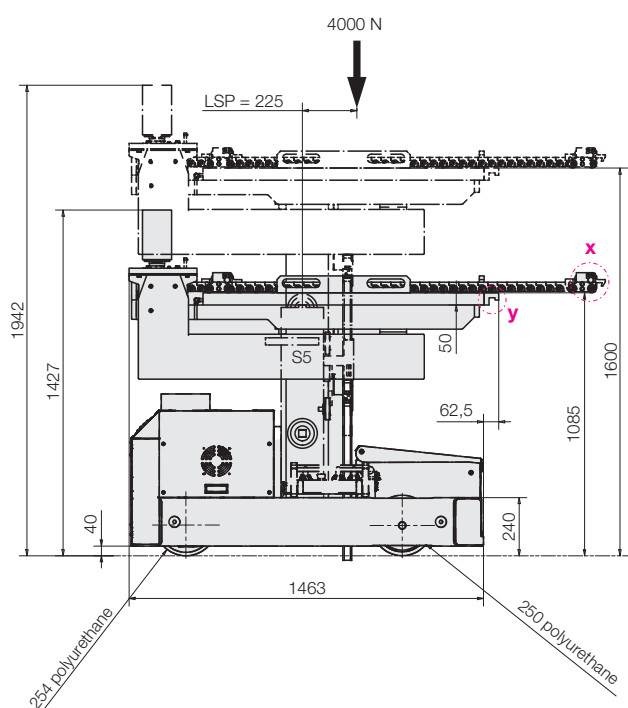
\* Individual platform sizes and ball distances on request

Please contact us.

### Accessories

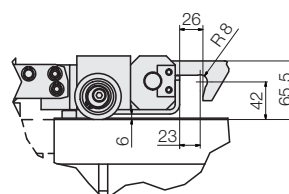
see page 3

### Dimensions



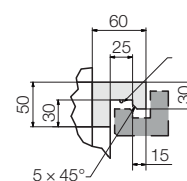
### Push-pull docking device

X (1:2)



### Docking bar

Y (1:2)



## Docking bars

To achieve the exact insertion height on the press table, the lifting platform and press table are fitted with screwable docking bars. A docking bar on the changing cart is included in our delivery.

### Docking bar

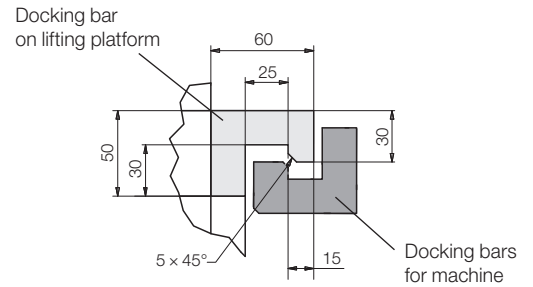
for fixing on the changing cart  
L = 1150 mm

**Part no. 889130022**

### Docking bar on other machines/presses

for fixing at the machine/press  
L = 576 mm

**Part no. 889130023**



### Docking bar light

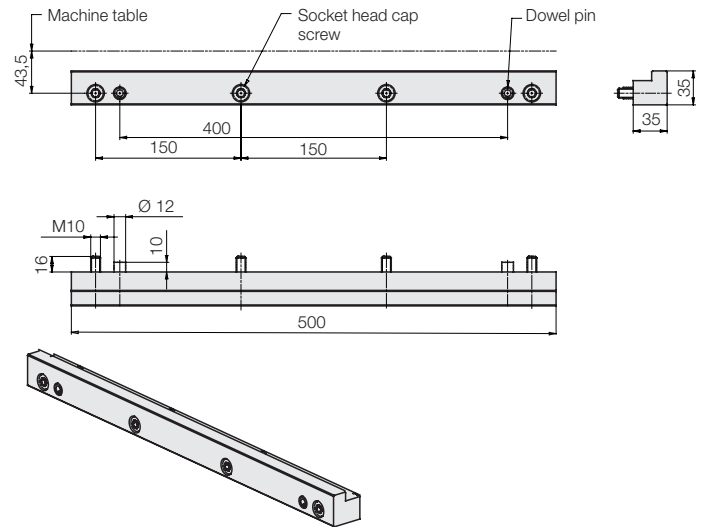
simplified docking bar for fixing at the machine/press  
L = 500 mm

**Part no. 789140003**

### Protection plate for docking bar light

protects the surface of the machine/press from paint damage when docking  
L = 500 mm

**On request**

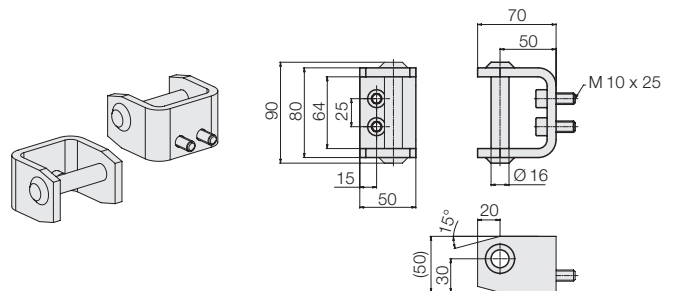


## Die hook

for semi-automatic push-pull docking device

To load and unload the dies using the push-pull system, the dies must be fitted with a die hook.

**Part no. 718363000**



## Battery chargers

### E 230 G 24/25 B50FP


Charging time: 12 h  
Code class: IP 21

**Part no. 889130025**

### E 110/230 G24/22 B50-FPO-WR

Charging time: 13 h  
Code class: IP 21

**On request**

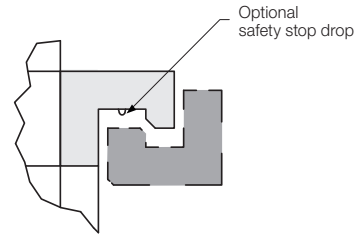


## Optional equipment upon request

---

### Safety stop drop in the docking bar

The docking bar of the die changing cart can be equipped with a belt switch as an option. This switch prevents further lowering once the docking process is complete and serves as an additional safety precaution to prevent damage to the press/rack system/die changing cart.

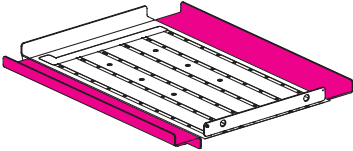


---

### Safety bars for changing tables

#### Widened lateral die guide

facilitates the centric mounting of extra-wide dies



#### Lateral separator plates

can be lowered for dies that are larger than the platform

